



2018 ATTENDEES

ATTENDEE STATE BREAKDOWN

882 Attendees from 48 states and the District of Columbia

State, Number of Attendees, %

Alabama,	20,	▼	2%	Nebraska,	7,	▼	1%
Alaska,	9,	▼	1%	Nevada,	1,	▼	0%
Arizona,	13,	▼	2%	New Hampshire,	4,	▼	0%
Arkansas,	27,	▼	3%	New Jersey,	6,	▼	1%
California,	27,	▼	3%	New Mexico,	6,	▼	1%
Colorado,	7,	▼	1%	New York,	6,	▼	1%
Delaware,	2,	▼	0%	North Carolina,	35,	▼	4%
District of Columbia,	55,	▼	6%	North Dakota,	1,	▼	0%
Florida,	28,	▼	3%	Ohio,	15,	▼	2%
Georgia,	37,	▼	4%	Oklahoma,	24,	▼	3%
Idaho,	7,	▼	1%	Oregon,	9,	▼	1%
Illinois,	44,	▼	5%	Pennsylvania,	15,	▼	2%
Indiana,	16,	▼	2%	Rhode Island,	2,	▼	0%
Iowa,	19,	▼	2%	South Carolina,	31,	▼	4%
Kansas,	21,	▼	2%	South Dakota,	7,	▼	1%
Kentucky,	17,	▼	2%	Tennessee,	32,	▼	4%
Louisiana,	11,	▼	1%	Texas,	82,	▼	10%
Maine,	1,	▼	0%	Utah,	1,	▼	0%
Maryland,	24,	▼	3%	Vermont,	2,	▼	0%
Massachusetts,	10,	▼	1%	Virginia,	66,	▼	8%
Michigan,	25,	▼	3%	Washington,	8,	▼	1%
Minnesota,	16,	▼	2%	West Virginia,	3,	▼	0%
Mississippi,	25,	▼	3%	Wisconsin,	15,	▼	2%
Missouri,	28,	▼	3%	Wyoming,	12,	▼	1%
Montana,	3,	▼	0%				

States not represented:

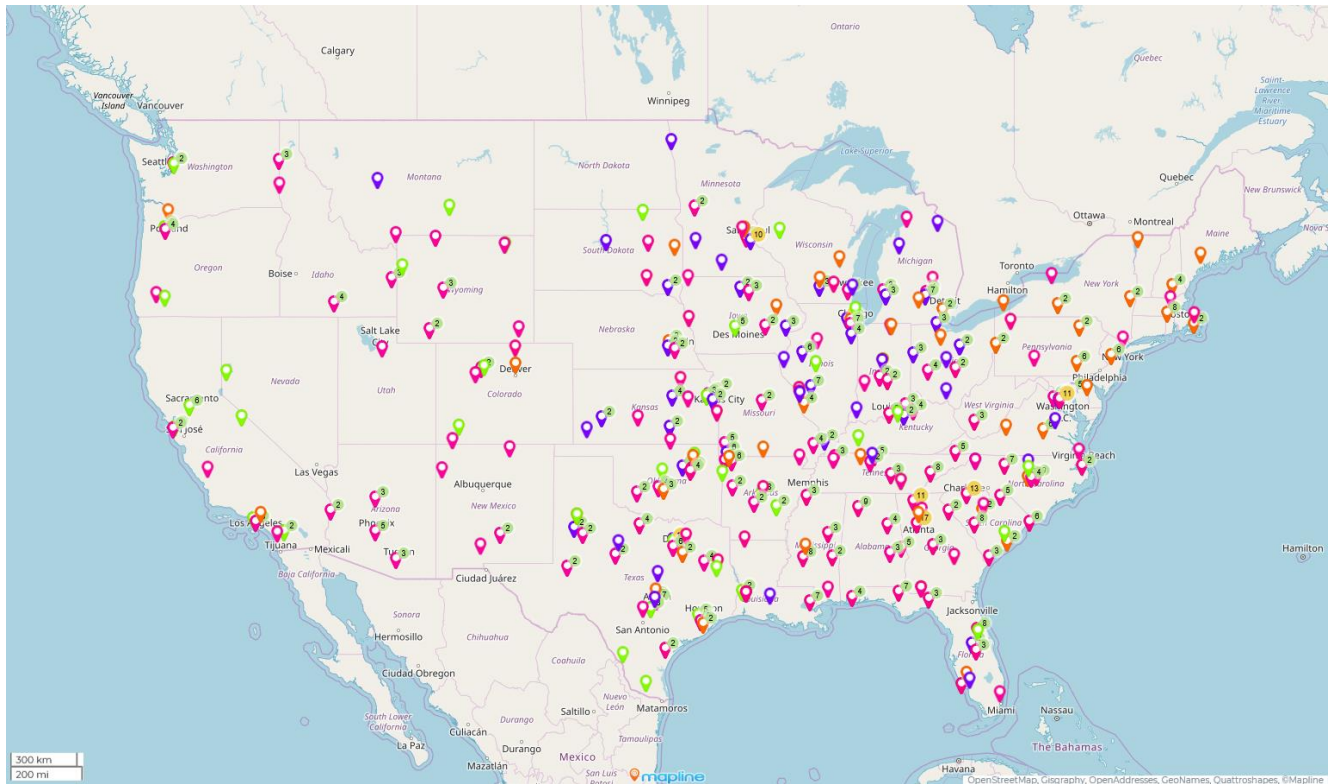
- Hawaii
- Connecticut








2018 ATTENDEES

U.S. CHAMBER OF COMMERCE FOUNDATION
Institute for Organization Management

ATTENDEE STATE BREAKDOWN



-  Midwest 2018
-  Northeast 2018
-  Southeast 2018
-  West 2018
-  Winter 2018